



# MAGIX PRECISE MACHINERY(KUNSHAN) CO.,LTD

Address: No.99,CHANGSHUN ROAD,ZHANGPU TOWN,KUNSHAN CITY,CHINA

TEL: 86-512-57458871

FAX: 86-512-57458873

## Test Report



Project NO. : 21MD03-001

Edit Date : Mar.05. 2021

Applicant : Sales Dep. MAGIX(KUNSHAN)

Address : 99 ChangShun Road,Zhangpu Town  
Kunshan City China.

Product : Handlebar+Stem

Model No. : CHB-A6002-2 W:600 mm  
EQS-STD102Z-2 E:80mm L:250

Test Reference : EN15194:2017 (E)

Abstract of Result : Details as in test report.

TEST RESULT : PASS.

Remark: (1) Products sent by applicant have been tested by our laboratory The test result is included in this report.

(2) This test report is responsible for test samples only, not for the use of suit.

(3) This report contains ( 8 ) pages, it can not be abstracted and copied separately

Approved \_\_\_\_\_

Checked by \_\_\_\_\_



# MAGIX PRECISE MACHINERY(KUNSHAN) CO.,LTD

Address: No.99,CHANGSHUN ROAD,ZHANGPU TOWN,KUNSHAN CITY,CHINA

TEL: 86-512-57458871

FAX: 86-512-57458873

Project NO: 21MD03-001

Test Reference: **EN15194: 2017 (E) 4.3.6.6.1.3**

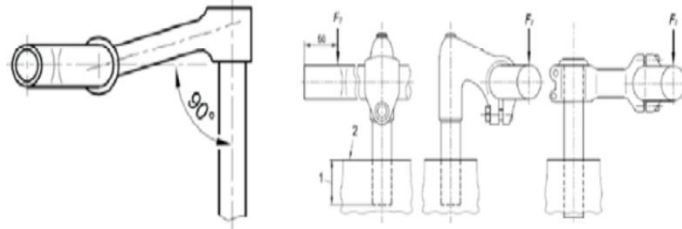
## H/B+ Stem assembly-lateral bending test

### 1. Test Method:

For stems which have a quill for insertion into a fork-stem, clamp the quill securely in a fixture to the minimum insertion depth, or for stem extensions which clamp directly on to an extended fork-stem attach the extension to a fork-stem according to the manufacturer's instructions and clamp this fork-stem securely in a fixture to the appropriate height. Apply a force of 800N (accurate to within  $0/\pm 5\%$ ) at a distance of 50 mm from the free end of the handlebar. Maintain this force for 1 min.

#### Key

- a) Combined stem and quill
- b) Stem extension
- 1 Minimum insertion depth
- 2 Clamping block
- 3 Solid steel bar



### 2. Test Requirement:

There shall be no cracking or fracture of the handlebar, stem or clamp-bolt and the permanent set measured at the point of application of test force shall not exceed 15 mm.

### 3. Test Results:

1. Product: Handlebar+ Stem

2. Model No: CHB-A6002      W:600 mm.

EQS-STD102Z-2    E:80mm    L:250

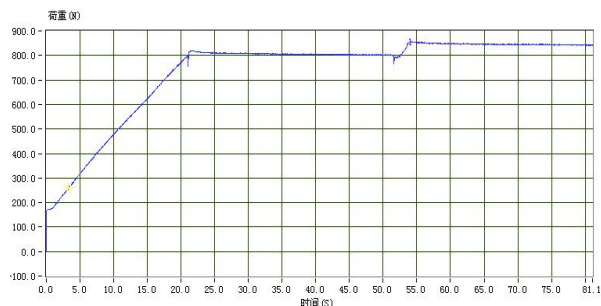
3. Static test: acting-force:800N. Acting force place:50mm away from handle bar end lasting time:1 min

4. Pass : permanent deformation < 15mm, test based on said no crack or fracture incurred for stem

### 4. Appendix: Static test picture



### 5. Appendix: Static test picture





Test Reference: **EN15194: 2017 (E) 4.3.6.6.3.2**

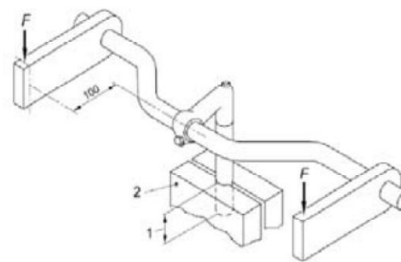
**H/B + Barend + stem Torsional security test**

**1.Test Method:**

Clamp the handlebar stem security in a fixture to the minimum insertion depth and with its axis vertical. Apply a torque of 70 Nm(accurate to within  $0/\pm 5\%$ ) about the center -line of the stem-clamp. Divide the torque equally by vertically, downward forces applied to both sides of the handlebar and maintain the force for 1 min.

**Key**

- 1 Minimum insertion depth
- 2 Clamping fixture



**2. Test Requirement:**

There shall be no movement of the handlebar relative to the handlebar-stem.

**3.Test Results:**

1.Product: Handlebar +Stem

2.Model No: CHB-A6002      W:600 mm.

EQS-STD102Z-2    E:80mm    L:250

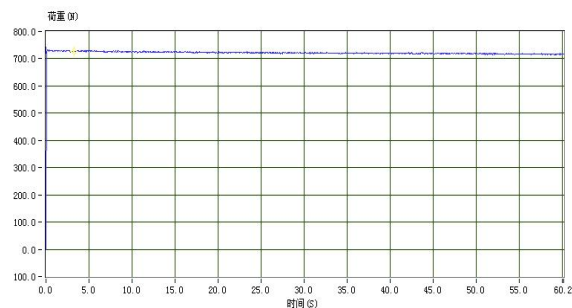
3. Static test: apply 70Nm in the center of stem’s clamp, average the force perpendicularly, apply downwards on the 2 sides of handlebar, lasting 1 min.(Torque=force\*the arm of force)

4.Pass : no displacement between stem and handle bar during testing.

**4. Appendix: Static test picture:**



**5.Appendix: Static test picture:**



Test Reference: **EN15194: 2017 (E) 4.3.6.7**

**H/B + stem fatigue test**

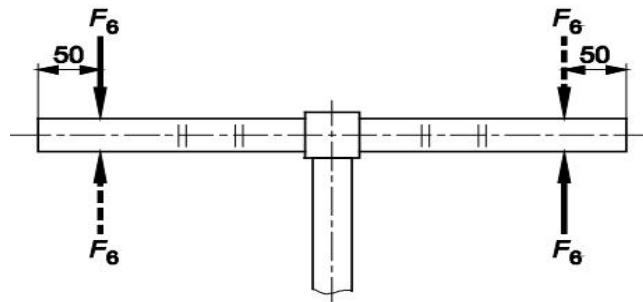
**1.Equipments:**

Model's group type dynamic testing machine of bicycle.

**2. Test Method:**

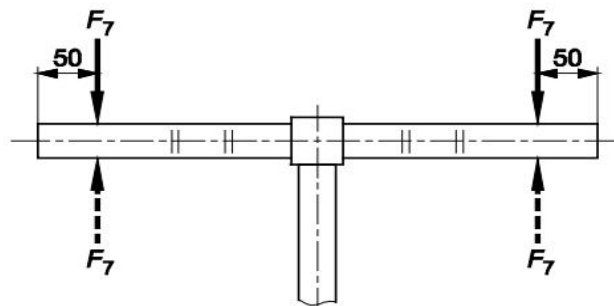
**1. Endurance test out of phase:**

First, Mount stem to handlebar emendating degree to  $90^\circ$  between the grip and stem quill unless the handlebar is connected with the stem forever, Handlebar and stem are fixed tightly to the mini-insertion apply  $F \pm 220N$  force to the position at the distance of 50mm,at the end of handlebar, lasting 100,000 cycle times, take advantage of the out-of-phase test on the each of handlebar at the utmost frequency of 10Hz, referring to the drawing below.



**2. Endurance test in phase:**

After completing in phase test for handlebar, disassembling the both sides of handlebar, then implement endurance test in phase with the same assembling way fixing pedestal. The applied cycling force is  $F \pm 280N$ , lasting 100,000 cycle times take advantage of in-phase test on the each of Handlebar at the utmost frequency of 10Hz, drawing as follows.



**3.Test Requirement:**

1. During test the required cycle frequency count for required test forces, it is stood without break or visible crack.
2. The handlebar must not break and have no visible cracks.



# MAGIX PRECISE MACHINERY(KUNSHAN) CO.,LTD

Address: No.99,CHANGSHUN ROAD,ZHANGPU TOWN,KUNSHAN CITY,CHINA

TEL: 86-512-57458871

FAX: 86-512-57458873

Project NO:21MD03-001

## 4.Test Results:

1.Product: Handlebars, Hand Stems.

2.Model No:CHB-A6002      W:600 mm.

EQS-STD102Z-2    E:80mm    L:250.

3. Dynamic test: out phase, 3HZ,  $F=\pm 220N$ , NO1=100,100 cycle, NO2=100,101 cycle;  
in phase ,3HZ, $F=\pm 280N$ , NO1=100,100 cycle, NO2=100,101cycle.

4. **Pass: During the testing no visible break or crack occur.**

## 5.Appendix:

1.Test samples:



## 6.Test dynamically:



(Out phase)



(In phase)

7.Appendix: To reference behind page. (The dynamic test diagrammatic curve)



Test Reference: **EN15194: 2017 (E) 4.3.6.6.4.2**

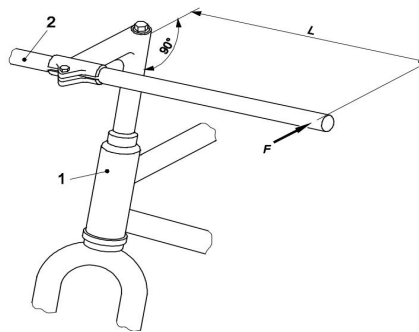
**H/B+ stem + fork stem torsional security test**

**1.Test Method:**

Assemble the fork-stem correctly in the frame and attach the handlebar-stem to the fork-stem with the locking system tightened in accordance with the manufacturer's instructions, and apply a torque of 40 Nm(accurate to within  $0/\pm 5\%$ ) once in each direction of possible rotation in a plane perpendicular to the axis of the fork/handlebar-stem. Maintain each torque for 1min.

**Legend**

- 1 all frame and fork
- 2 steel rod full



**2. Test Requirement:**

There shall be no movement of the handlebar-stem relative to the fork-stem.

**3.Test Results:**

- 1. Product: Stem
- 2. Model No: EQS-STD102Z-2 E:80mm L:250.
- 3. Static test: acting-torque: 50Nm. acting plane: plane perpendicular to the stem's shaft forks, lasting time: 1 min (Torque=force\*the arm of force).
- 4. **Pass: no displace between stem and fork-stem during testing.**

**4. Appendix: Static test picture:**





# 友森精密机械有限公司

MAGIX PRECISE MACHINERY(KUNSHAN) CO.,LTD

1. 试验批号 Project NO: 21MD03-001

2. 试验日期 Test date: 2021-03-05

3. 产品名称 Product : Handlebar+Stem

4. 试验时间 Test time: 08:22:13

5. 产品代号 Model No : CHB-A6002-2+EQS-STD102Z-2

6. 测试依据 Test Reference : EN15194: 2017

7. 试验频率 Frequency : 3 HZ

8. 试验次数 Setting cycle : 100,100

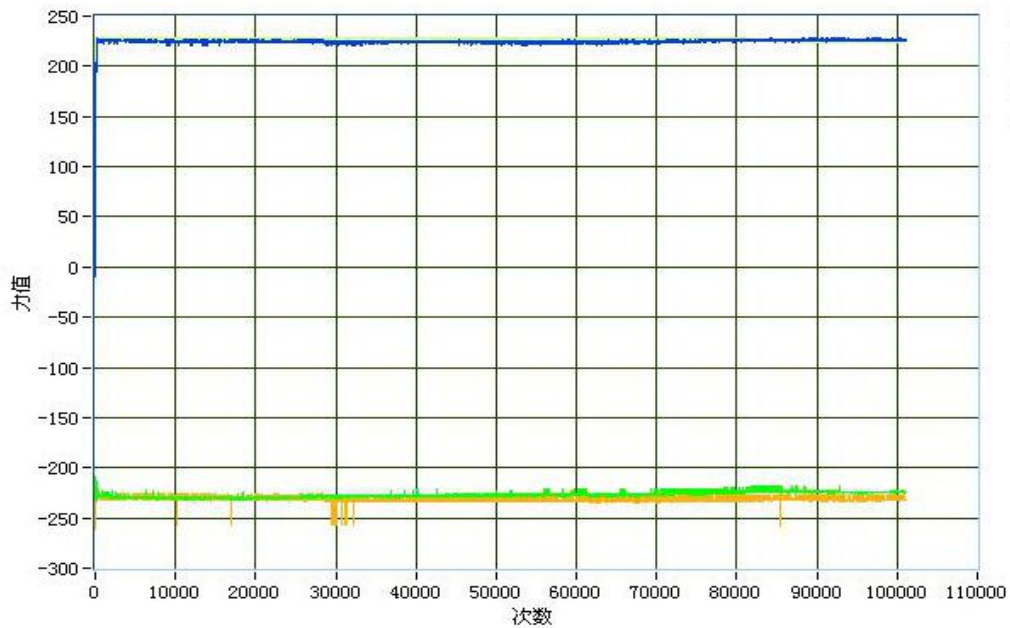
9 力量 Force : ± 220 N

10 机器型号 Test equipment: CX-8129

11. 试验者 Tester 杨涛

12. 备注 Remark:

## Out phase test



NO1 : 100,100 cycle no visible cracks.



# 友森精密机械有限公司

MAGIX PRECISE MACHINERY(KUNSHAN) CO.,LTD

1. 试验批号 Project NO: 21MD03-001

2. 试验日期 Test date: 2021-03-05

3. 产品名称 Product : Handlebar+Stem

4. 试验时间 Test time: 20:10:17

5. 产品代号 Model No : CHB-A6002-2+EQS-STD102Z-2

6. 测试依据 Test Reference EN15194: 2017

7. 试验频率 Frequency 3HZ

8. 试验次数 Setting cycle : 100,101

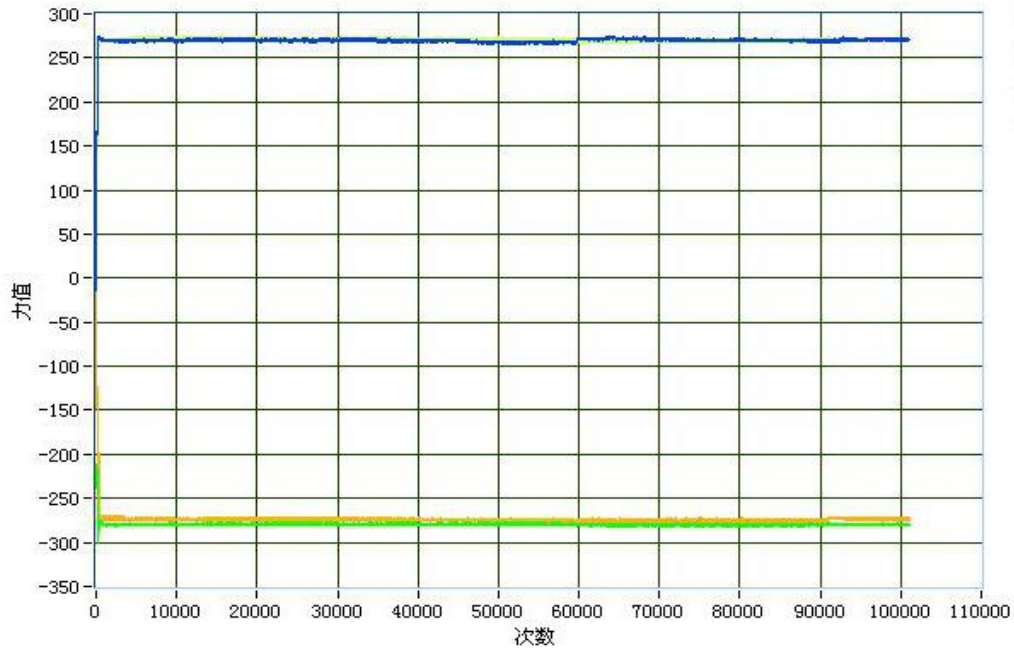
9 力量 Force : ± 280 N

10 机器型号 Test equipment: CX-8129

11. 试验者 Tester 杨涛

12. 备注 Remark:

In phase test



NO1 : 100,100 cycle no visible cracks.